



*MADE IN ITALY*

# FUEL SOLUTIONS CATALOG

FUEL



# COMPANY PROFILE

# THE HISTORY OF KNOW-HOW

## ABOUT US

PIUSI was established in 1953 in Suzzara, in the province of Mantua (Italy). For more than 60 years, PIUSI has been the major player in the world's leading markets with its full range of products for transferring, refilling and measuring lubricants, fuels and liquids such as gasoline, diesel, Diesel Exhaust Fluid (DEF), oil, water and grease. Some of PIUSI's main products include pumps, flow meters, nozzles, dispensers, hose reels, liquid level gauges, software and complete kits used by operators in agriculture, the automotive industry, workshops and garages, fleet management and transport by road and by sea. PIUSI products have many different uses such as monitoring and transferring fuel at trucking companies, refueling of agricultural vehicles, transferring fuels in construction and mining for heavy duty vehicles. The products are intuitive and easy to use; are suitable to be installed in a variety of contexts; are all made entirely in Italy; and all products express the innovation, quality, professionalism and R&D that have always distinguished PIUSI. Its headquarters are in Suzzara (Mantova - 150 km from Milan and Venice). The company currently employs more than 250 employees between sales, administration, R&D, production and logistics. PIUSI products are sold in more than 120 countries around the world thanks to a large network of distributors and the US branch based in Fort Lauderdale, FL, serving the North and South American markets.



PRODUCT RANGE	PRODUCT CATEGORY	PRODUCTS	PAGE	
<b>PUMPS</b>	AC PUMPS	EX50, EX80, EX80CD, EX100, EX140	6 - 9, 13	
	DC PUMPS	EX50, EX75	10 - 12	
	DIESEL ONLY PUMPS	BIPUMP, AC, PIUSI HAND PUMP	12 - 13	
	DC UNIQUE FUELING SOLUTIONS	PITSTOP, PIUSIBOX, CARRY3000, BATTERY KIT	14 - 15	
<b>NOZZLES</b>	AUTOMATIC NOZZLES	A60-UL , A120-UL, A140-UL, A60, A120	16	
	MANUAL NOZZLES	PIUSI HAND PUMP	16	
<b>METERS</b>	MECHANICAL FLOW METERS	K33 ATEX, K150, K700M	17	
	DIGITAL FLOW METERS	K24, K24-UL, K24-A, K24-O, K24-A PULSER	18	
		K600/3, K600 B/3, K600/4, K700, K900	19 - 20	
		REMOTE DISPLAY	20	
<b>FILTRATION</b>	FILTERS	REPLACEMENT FILTERS	21	
	CAPTORS	WATER CAPTORS, CLEAR CAPTORS	21	
<b>FUEL MANAGEMENT SYSTEMS</b>	SSM1.5	CONTROL BOX	MC BOX 1.5	23
		SOFTWARE	SSM1.5	23
		ACCESSORIES	KEY READER, GREY KEY	23
	SSM2.0	CONTROL BOX	MC BOX 2.0	24
		HARDWARE	CUBE 70 MC 2.0, SELF SERVICE FM 2.0	24
		SOFTWARE	SSM2.0	25
		ACCESSORIES	KEYS, PW-WIFI	25
	PW-MODEM 4G, MOUNTING ACCESSORIES		25	
	B.SMART	BOX & ADD-ONS	MC BOX B.SMART, ADD-ONS	26 - 27
<b>TANK MONITORING</b>	TANK LEVEL INDICATORS	OCIO	28	
		OCIO 2.0	28	
<b>CABINET DISPENSERS</b>	REMOTE CABINET	CUBE 56	29	
	SELF SERVICE K44	SS K44 W/SUCTION PUMP, SS K44 W/O PUMP	29	
<b>ACCESSORIES</b>	FUEL ACCESSORIES	FITTINGS, CONNECTORS, ADAPTERS, ETC	30	
	FUEL SPARE PARTS	MOUNTS, CONNECTORS, FLANGES, VANES, ETC	30	



# PIUSI AC FUEL PUMPS

(120 VAC / 60 HERTZ)

## EX50



UP TO  
**15**  
GPM  
AT THE  
NOZZLE



**DUTY CYCLE:**  
30 MIN ON/30 MIN OFF

**120V/60HZ**

PART #	DETAILS	FLUID TYPE	HORSE POWER	AMP MAX	INLET NPT	OUTLET NPT	WEIGHT LBS	PACKAGING INCH
FOO37450B	PUMP ONLY	D G K	1/8	1.7	1"	3/4"	22	16 x 12 x 12
FOO37451B	BASIC+ KIT: PUMP, AUTO NOZZLE, HOSE	D G K	1/8	1.7	1"	3/4"	34	20 x 16 x 12
FOO37650C	PRO KIT: PUMP, AUTO NOZZLE, GALLON METER, HOSE	D G K	1/8	1.7	1"	3/4"	38	20 x 16 x 12
FOO37653O	PRO KIT: PUMP, AUTO NOZZLE, LITER METER, HOSE	D G K	1/8	1.7	1"	3/4"	38	20 x 16 x 12

## EX80/EX80CD



UP TO  
**20**  
GPM  
AT THE  
NOZZLE



**DUTY CYCLE (EX80):**  
30 MIN ON/30 MIN OFF

**DUTY CYCLE (EX80CD):**  
CONTINUOUS

**120V/60HZ**

PART #	DETAILS	FLUID TYPE	HORSE POWER	AMP MAX	INLET NPT	OUTLET NPT	WEIGHT LBS	PACKAGING INCH
FOO3915O	EX80 PUMP ONLY	D K	1/2	6.5	1-1/4"	1"	62	18 x 18 x 18
FOO3916O	EX80 + K150 GALLON METER KIT	D K	1/2	6.5	1-1/4"	1"	70	24 x 12 x 24
FOO39161	EX80 + K150 LITER METER KIT	D K	1/2	6.5	1-1/4"	1"	70	24 x 12 x 24
RKEX80BAS	EX80 BASIC+ KIT: PUMP, AUTO NOZZLE, HOSE	D K	1/2	6.5	1-1/4"	1"	-	-
RKEX80PRO	EX80 PRO KIT: GALLON METER, HOSE, AUTO NOZZLE	D K	1/2	6.5	1-1/4"	1"	-	-
FOO3904O	EX80CD PUMP ONLY	D G K	3/4	7.5	1-1/4"	1"	62	18 x 18 x 18
FOO39141	EX80CD BASIC+ KIT: PUMP, HOSE, AUTO NOZZLE	D G K	3/4	7.5	1-1/4"	1"	-	-
FOO3914O	EX80CD PRO KIT: GALLON, METER, HOSE, AUTO NOZZLE	D G K	3/4	7.5	1-1/4"	1"	-	-

## EX100



UP TO  
**25**  
GPM  
AT THE  
NOZZLE



**DUTY CYCLE:**  
CONTINUOUS

**120V/60HZ**

PART #	DETAILS	FLUID TYPE	HORSE POWER	AMP MAX	INLET NPT	OUTLET NPT	WEIGHT LBS	PACKAGING INCH
FOO3910O	PUMP ONLY	D K	3/4	7.5	1-1/4"	1"	62	18 x 18 x 18
FOO39105	REMOTE KIT	D K	3/4	7.5	1-1/4"	1"	65	18 x 18 x 18
FOO3912O	EX100 + K150 GALLON METER KIT	D K	3/4	7.5	1-1/4"	1"	70	24 x 12 x 24
FOO39121	EX100 + K150 LITER METER KIT	D K	3/4	7.5	1-1/4"	1"	70	24 x 12 x 24
RKEX100BAS	BASIC+ KIT: PUMP, AUTO NOZZLE, HOSE	D K	3/4	7.5	1-1/4"	1"	-	-
RKEX100PRO	PRO KIT: GALLON METER, HOSE, AUTO NOZZLE	D K	3/4	7.5	1-1/4"	1"	-	-

## EX140



UP TO  
**37**  
GPM



**DUTY CYCLE:**  
CONTINUOUS

**120V/60HZ**

PART #	DETAILS	FLUID TYPE	HORSE POWER	AMP MAX	INLET NPT	OUTLET NPT	WEIGHT LBS	PACKAGING INCH
FOO3960O	PUMP ONLY	D K	1	9	1-1/4"	1"	62	18 x 18 x 18
FOO39605	REMOTE KIT	D K	1	9	1-1/4"	1"	65	18 x 18 x 18
FOO3965O	EX140 + K150 GALLON METER KIT	D K	1	9	1-1/4"	1"	70	24 x 12 x 24
FOO39651	EX140 + K150 LITER METER KIT	D K	1	9	1-1/4"	1"	70	24 x 12 x 24
RKEX140BAS	BASIC+ KIT: PUMP, AUTO NOZZLE, HOSE	D K	1	9	1-1/4"	1"	-	-
RKEX140PRO	PRO KIT: GALLON METER, HOSE, AUTO NOZZLE	D K	1	9	1-1/4"	1"	-	-

# PIUSI DC FUEL PUMPS

(12VDC & 24VDC)

## EX50



UP TO  
**15**  
GPM  
AT THE  
NOZZLE



**DUTY CYCLE:**  
30 MIN ON/30 MIN OFF

**12VDC**

PART #	DETAILS	FLUID TYPE	HORSE POWER	AMP MAX	INLET NPT	OUTLET NPT	WEIGHT LBS	PACKAGING INCH
FOO37250	PUMP ONLY	D G K	1/8	21	1"	3/4"	22	16 x 12 x 12
FOO37251	BASIC+ KIT: PUMP, AUTO NOZZLE, HOSE	D G K	1/8	17	1"	3/4"	34	20 x 16 x 12
FOO37550	PRO KIT: PUMP, AUTO NOZZLE, GALLON METER, HOSE	D G K	1/8	17	1"	3/4"	38	20 x 16 x 12
FOO37553	PRO KIT: PUMP, AUTO NOZZLE, LITER METER, HOSE	D G K	1/8	17	1"	3/4"	38	20 x 16 x 12

## EX75



UP TO  
**20**  
GPM  
AT THE  
NOZZLE



**DUTY CYCLE:**  
30 MIN ON/30 MIN OFF

**12VDC**

PART #	DETAILS	FLUID TYPE	HORSE POWER	AMP MAX	INLET NPT	OUTLET NPT	WEIGHT LBS	PACKAGING INCH
FOO37850	PUMP ONLY	D G K	1/6	20	1"	-	22	16 x 12 x 12
FOO37851	BASIC+ KIT: PUMP, AUTO NOZZLE, HOSE	D G K	1/6	20	1"	1"	38	20 x 16 x 12
FOO37950	PRO KIT: PUMP, AUTO NOZZLE, GALLON METER, HOSE	D G K	1/6	20	1"	1"	43	20 x 16 x 12

## BIPUMP



UP TO  
**25**  
GPM  
AT THE  
NOZZLE

**DIESEL ONLY**

**DUTY CYCLE:**  
30 MIN ON/30 MIN OFF

**12VDC  
24VDC**

PART #	DETAILS	FLUID TYPE	HORSE POWER	AMP MAX	INLET NPT	OUTLET NPT	WEIGHT LBS	PACKAGING INCH
FOO36305	PUMP ONLY (12V)	D	1/5	42	1"	-	35	18 x 12 x 12
FOO36306	PUMP ONLY (24V)	D	1/5	22	1"	-	35	18 x 12 x 12
FOO22220	12V KIT: PUMP, AUTO NOZZLE, HOSE	D	1/5	42	1"	-	48	20 x 20 x 20



120 VAC / 60 HERTZ

# EX50

## FUEL TRANSFER PUMP

cUL/UL-LISTED FUEL TRANSFER PUMPS FOR GASOLINE, DIESEL, AND KEROSENE



UP TO  
**15**  
GPM  
AT THE  
NOZZLE

### PRO KIT



PRO KIT INCLUDES:

- cUL/UL -LISTED FUEL TRANSFER PUMP
- NOZZLE HOLDER
- FLANGES + TANK ADAPTER
- TELESCOPIC PIPE
- A60 AUTOMATIC NOZZLE
- 13FT ANTI-KINK DELIVERY HOSE
- K33 MECHANICAL FLOW METER
- 90° ELBOW

DUTY CYCLE:  
30 MIN ON/30 MIN OFF

K33 +/- 1% ACCURACY

- 1** ANTI-KINK HOSE PREVENTS THE HOSE FROM KINKING IN TIGHT TURNS.
- 2** FLANGED COMPONENTS ALLOW THE UNIT TO BE INSTALLED OR REPLACED WITHOUT THE USE OF SEALANT, MAKING CONNECTIONS QUICK AND EASY.
- 3** SPRING-LOADED, REINFORCED VANES PROVIDE HIGHER SUCTION CAPABILITIES, AND KEEPS CONSISTENT PRESSURE AND FLUID DISPLACEMENT AT ALL TIMES. LESS SUSCEPTIBLE TO VAPOR LOCK!

COMPARES TO 3/4" 20 GPM PUMP

### PUMP ONLY



- INCLUDES:
- cUL/UL -LISTED FUEL TRANSFER PUMP
  - NOZZLE HOLDER
  - FLANGES + TANK ADAPTER

### BASIC+ KIT



INCLUDES:

- cUL/UL -LISTED FUEL TRANSFER PUMP
- NOZZLE HOLDER
- FLANGES + TANK ADAPTER
- TELESCOPIC PIPE
- AUTOMATIC NOZZLE
- 13FT ANTI-KINK DELIVERY HOSE
- 90° ELBOW

PART #	DETAILS	FLUID TYPE	HORSE POWER	VOLTAGE AMP (MAX)	INLET (NPT)	HOSE LENGTH (FT)	WEIGHT (LBS)	PACKAGING INCH
FOO37450B	PUMP ONLY	D G K	1/8	1.7	1"	-	22	16 x 12 x 12
FOO37451B	BASIC KIT+: PUMP, AUTO NOZZLE, HOSE	D G K	1/8	1.7	1"	13FT (3/4" ID)	34	20 x 16 x 12
FOO37650C	PRO KIT: PUMP, AUTO NOZZLE, GALLON METER HOSE	D G K	1/8	1.7	1"	13FT (3/4" ID)	38	20 x 16 x 12
FOO376530	PRO KIT: PUMP, AUTO NOZZLE, LITER METER, HOSE	D G K	1/8	1.7	1"	13FT (3/4" ID)	38	20 x 16 x 12

# EX80/ EX80CD

## FUEL TRANSFER PUMP

**GASOLINE-SPECIFIC**



UP TO  
**20**  
GPM  
AT THE  
NOZZLE

### PRO KIT



#### PRO KIT INCLUDES:

- cUL/UL -LISTED FUEL TRANSFER PUMP
- NOZZLE HOLDER
- FLANGES
- A120 AUTOMATIC NOZZLE
- 20FT ANTI-KINK DELIVERY HOSE
- K150 MECHANICAL FLOW METER
- 90° STREET ELBOW
- CENTER MOUNT BUNG ADAPTOR

#### DETAILS



- 120V/60HZ
- DUTY CYCLE (EX80): 30 MIN ON/30 MIN OFF
- DUTY CYCLE (EX80CD): CONTINUOUS
- K150 +/- 1% ACCURACY

### PUMP ONLY

- INCLUDES:
- cUL/UL -LISTED FUEL TRANSFER PUMP
  - NOZZLE HOLDER
  - FLANGES + TANK ADAPTER
  - 90° STREET ELBOW

### BASIC+ KIT

- INCLUDES:
- cUL/UL -LISTED FUEL TRANSFER PUMP
  - NOZZLE HOLDER
  - FLANGES + TANK ADAPTER
  - AUTOMATIC NOZZLE
  - ANTI-KINK DELIVERY HOSE
  - 90° STREET ELBOW

*A 1" LINE MUST BE USED FOR THE EX80. THIS INCLUDES ALL ACCESSORIES SUCH AS HOSE, FITTINGS, METERS, NOZZLES, ETC. THE EX80CD CAN BE USED WITH A 3/4" LINE.*

PART #	DETAILS	FLUID TYPE	HORSE POWER	VOLTAGE AMP (MAX)	INLET / OUTLET (NPT)	HOSE LENGTH (FT)	WEIGHT (LBS)	PACKAGING (INCH)
FOO39150	EX80 PUMP ONLY		1/2	6.5	1-1/4"/1"	-	62	18 x 18 x 18
FOO39160	EX80 + K150 GALLON METER KIT		1/2	6.5	1-1/4"/1"	-	70	24 x 12 x 24
FOO39161	EX80 + K150 LITER METER KIT		1/2	6.5	1-1/4"/1"	-	70	24 x 12 x 24
RKKE80BAS	EX80 BASIC+ KIT: PUMP, HOSE, AUTO NOZZLE		1/2	6.5	1-1/4"/1"	20FT (1" ID)	-	-
RKKE80PRO	EX80 PRO KIT: GALLON METER, HOSE, AUTO NOZZLE		1/2	6.5	1-1/4"/1"	20FT (1" ID)	-	-
FOO39040	EX80CD PUMP ONLY <b>NEW</b>		3/4	7.5	1-1/4"/1"	-	62	18 x 18 x 18
FOO39141	EX80CD BASIC+ KIT: PUMP, HOSE, AUTO NOZZLE <b>NEW</b>		3/4	7.5	1-1/4"/1"	13FT (3/4" ID)	-	-
FOO39140	EX80CD PRO KIT: GALLON, METER, HOSE, AUTO NOZZLE <b>NEW</b>		3/4	7.5	1-1/4"/1"	13FT (3/4" ID)	-	-

# EX100

## FUEL TRANSFER PUMP



### PRO KIT



- PRO KIT INCLUDES:
- cUL/UL-LISTED FUEL TRANSFER PUMP
  - NOZZLE HOLDER
  - FLANGES
  - A120 AUTOMATIC NOZZLE
  - 20FT ANTI-KINK DELIVERY HOSE
  - K150 MECHANICAL FLOW METER
  - 90° STREET ELBOW
  - CENTER MOUNT BUNG ADAPTOR

UP TO  
**25**  
GPM  
AT THE  
NOZZLE

DUTY CYCLE:  
CONTINUOUS  
120V/60HZ

### DETAILS



COMPARES TO 30 GPM AC FUEL PUMPS

### PUMP ONLY



- INCLUDES:
- cUL/UL-LISTED FUEL TRANSFER PUMP
  - NOZZLE HOLDER
  - FLANGES
  - TELESCOPIC PIPE
  - 90° STREET ELBOW
  - CENTER MOUNT BUNG ADAPTOR

### REMOTE KIT



- IN ADDITION TO PUMP ONLY, INCLUDES;
- REMOTE SWITCH
  - JUNCTION BOX
  - 2 x VAPOR SEAL OFFS
  - CONDUITS & CONNECTORS

### BASIC+ KIT



- INCLUDES:
- cUL/UL-LISTED FUEL TRANSFER PUMP
  - NOZZLE HOLDER
  - FLANGES + TANK ADAPTER
  - A120 AUTOMATIC NOZZLE
  - 20FT ANTI-KINK DELIVERY HOSE
  - 90° STREET ELBOW
  - CENTER MOUNT BUNG ADAPTOR

A 1" LINE MUST BE USED FOR THE EX100. THIS INCLUDES ALL ACCESSORIES SUCH AS HOSE, FITTINGS, METERS, NOZZLES, ETC.

PART #	DETAILS	FLUID TYPE	HORSE POWER	VOLTAGE AMP (MAX)	INLET/OUTLET (NPT)	HOSE LENGTH FT	WEIGHT LBS	PACKAGING INCH
FO0391000	PUMP ONLY	D K	3/4	7.5	1-1/4"/1"	-	62	18 x 18 x 18
FO0391050	REMOTE KIT: PUMP, REMOTE SWITCH HOUSING	D K	3/4	7.5	1-1/4"/1"	-	65	18 x 18 x 18
FO0391200	EX100 + K150 GALLON METER KIT	D K	3/4	7.5	1-1/4"/1"	-	70	24 x 12 x 24
FO0391210	EX100 + K150 LITER METER KIT	D K	3/4	7.5	1-1/4"/1"	-	70	24 x 12 x 24
RKEX100BAS	BASIC + KIT: PUMP, HOSE, AUTO NOZZLE	D K	3/4	7.5	1-1/4"/1"	20FT (1" ID)	-	-
RKEX100PRO	PRO KIT: GALLON METER, HOSE, AUTO NOZZLE	D K	3/4	7.5	1-1/4"/1"	20FT (1" ID)	-	-



# EX140

## FUEL TRANSFER PUMP



### PRO KIT



UP TO  
**37**  
GPM

DUTY CYCLE:  
CONTINUOUS  
 120V/60HZ

#### PRO KIT INCLUDES:

- cUL/UL-LISTED FUEL TRANSFER PUMP
- NOZZLE HOLDER
- FLANGES
- A140 AUTOMATIC NOZZLE
- 20FT ANTI-KINK DELIVERY HOSE
- K150 MECHANICAL FLOW METER
- 90° STREET ELBOW
- CENTER MOUNT BUNG ADAPTOR

#### DETAILS



### PUMP ONLY



#### INCLUDES:

- cUL/UL-LISTED FUEL TRANSFER PUMP
- NOZZLE HOLDER
- FLANGES
- TELESCOPIC PIPE
- 90° STREET ELBOW
- CENTER MOUNT BUNG ADAPTOR

### REMOTE KIT



#### IN ADDITION TO PUMP ONLY INCLUDES:

- REMOTE SWITCH
- JUNCTION BOX
- 2 x VAPOR SEAL OFFS
- CONDUITS & CONNECTORS

### BASIC+ KIT



#### INCLUDES:

- cUL/UL-LISTED FUEL TRANSFER PUMP
- NOZZLE HOLDER
- FLANGES
- A140 AUTOMATIC NOZZLE
- 20FT ANTI-KINK DELIVERY HOSE
- 90° STREET ELBOW
- CENTER MOUNT BUNG ADAPTOR

*A 1" LINE MUST BE USED FOR THE EX140. THIS INCLUDES ALL ACCESSORIES SUCH AS HOSE, FITTINGS, METERS, NOZZLES, ETC.*

PART #	DETAILS	FLUID TYPE	HORSE POWER	VOLTAGE AMP (MAX)	INLET/OUTLET (NPT)	HOSE LENGTH FT	WEIGHT LBS	PACKAGING INCH
FOO396000	PUMP ONLY		1	7.5	1-1/4"/1"	-	62	18 x 18 x 18
FOO396050	REMOTE KIT: PUMP, REMOTE SWITCH HOUSING		1	7.5	1-1/4"/1"	-	65	18 x 18 x 18
FOO39650	EX140 + K150 GALLON METER KIT		1	7.5	1-1/4"/1"	-	70	24 x 12 x 24
FOO39651	EX140 + K150 LITER METER KIT		1	7.5	1-1/4"/1"	-	70	24 x 12 x 24
RKEX140BAS	BASIC + KIT: PUMP, HOSE, AUTO NOZZLE		1	7.5	1-1/4"/1"	20FT (1" ID)	-	-
RKEX140PRO	PRO KIT: GALLON METER, HOSE, AUTO NOZZLE		1	7.5	1-1/4"/1"	20FT (1" ID)	-	-

12 VDC

# EX50

## FUEL TRANSFER PUMP

### PRO KIT

UP TO  
**15**  
GPM  
AT THE  
NOZZLE



- PRO KIT INCLUDES:
- cUL/UL-LISTED FUEL TRANSFER PUMP
  - NOZZLE HOLDER
  - FLANGES + TANK ADAPTER
  - TELESCOPIC PIPE
  - POWER SUPPLY CABLES (12VDC)
  - A60 AUTOMATIC NOZZLE
  - 13FT ANTI-KINK DELIVERY HOSE
  - K33 ATEX MECHANICAL FLOW METER
  - 90° ELBOW

DUTY CYCLE:  
30 MIN ON/30 MIN OFF

K33 +/- 1% ACCURACY

- 1** ANTI-KINK HOSE PREVENTS THE HOSE FROM KINKING IN TIGHT TURNS.
- 2** FLANGED COMPONENTS ALLOW THE UNIT TO BE INSTALLED OR REPLACED WITHOUT THE USE OF SEALANT, MAKING CONNECTIONS QUICK AND EASY.
- 3** SPRING-LOADED, REINFORCED VANES PROVIDE HIGHER SUCTION CAPABILITIES, AND KEEPS CONSISTENT PRESSURE AND FLUID DISPLACEMENT AT ALL TIMES. LESS SUSCEPTIBLE TO VAPOR LOCK!

### PUMP ONLY



- INCLUDES:
- cUL/UL-LISTED FUEL TRANSFER PUMP
  - NOZZLE HOLDER
  - FLANGES + TANK ADAPTER
  - TELESCOPIC PIPE

### BASIC+ KIT



- INCLUDES:
- cUL/UL-LISTED FUEL TRANSFER PUMP
  - NOZZLE HOLDER
  - FLANGES + TANK ADAPTER
  - TELESCOPIC PIPE
  - POWER SUPPLY CABLES (120VDC)
  - A60 AUTOMATIC NOZZLE
  - 13FT ANTI-KINK DELIVERY HOSE
  - 90° ELBOW

PART #	DETAILS	FLUID TYPE	HORSE POWER	VOLTAGE AMP (MAX)	INLET (NPT)	HOSE LENGTH FT	WEIGHT LBS	PACKAGING INCH
FO037250	PUMP ONLY	D G K	1/8	1.7	1"	-	22	16 x 12 x 12
FO037251	BASIC+ KIT: PUMP, AUTO NOZZLE, HOSE	D G K	1/8	1.7	1"	13FT (3/4" ID)	34	20 x 16 x 12
FO037550	PRO KIT: PUMP, AUTO NOZZLE, GALLON METER, HOSE	D G K	1/8	1.7	1"	13FT (3/4" ID)	38	20 x 16 x 12
FO037553	PRO KIT: PUMP, AUTO NOZZLE, LITER METER, HOSE	D G K	1/8	17	1"	13FT (3/4" ID)	38	20 x 16 x 12

# EX75

## FUEL TRANSFER PUMP



UP TO  
**20**  
GPM  
AT THE  
NOZZLE

### PRO KIT



- PRO KIT INCLUDES:
- cUL/UL-LISTED FUEL TRANSFER PUMP
  - NOZZLE HOLDER
  - FLANGES + TANK ADAPTER
  - TELESCOPIC PIPE
  - POWER SUPPLY CABLES (12VDC)
  - A120 AUTOMATIC NOZZLE
  - 13FT ANTI-KINK DELIVERY HOSE
  - K33 ATEX MECHANICAL FLOW METER
  - 90° ELBOW

DUTY CYCLE:  
30 MIN ON/30 MIN OFF

K33 +/- 1% ACCURACY

### DETAILS



### PUMP ONLY



- INCLUDES:
- cUL/UL-LISTED FUEL TRANSFER PUMP
  - NOZZLE HOLDER
  - FLANGES + TANK ADAPTER
  - TELESCOPIC PIPE

### BASIC+ KIT



- INCLUDES:
- cUL/UL-LISTED FUEL TRANSFER PUMP
  - NOZZLE HOLDER
  - FLANGES + TANK ADAPTER
  - TELESCOPIC PIPE
  - POWER SUPPLY CABLES (120VDC)
  - A60 AUTOMATED NOZZLE
  - 13FT ANTI-KINK DELIVERY HOSE
  - 90° ELBOW

PART #	DETAILS	FLUID TYPE	HORSE POWER	VOLTAGE AMP (MAX)	INLET OUTLET (NPT)	HOSE LENGTH FT	WEIGHT LBS	PACKAGING INCH
FOO37850	PUMP ONLY	D G K	1/6	20	1"	-	22	16 x 12 x 12
FOO37851	BASIC + KIT, PUMP, AUTOMATIC NOZZLE, HOSE	D G K	1/6	20	1"	13FT (1" ID)	38	20 x 16 x 12
FOO37950	PRO KIT: PUMP, AUTO NOZZLE, METER, HOSE	D G K	1/6	20	1"	13FT (1" ID)	43	20 x 16 x 12

# BIPUMP



UP TO  
**25**  
GPM  
AT THE  
NOZZLE

## BIPUMP KIT

- INCLUDES:
- AUTOMATIC NOZZLE
  - 18FT DELIVERY HOSE
  - TELESCOPIC DOWNTUBE



DUTY CYCLE:  
30 MIN ON/30 MIN OFF



12 OR 24VDC




INLET: 1" NPT

With the highest flow rate in the DC range, the **BIPUMP** is a heavy-duty dual motor vane pump that can empty 750 gallons of diesel before reaching its duty cycle limit. It's perfect for any off-road, battery-powered, operation that requires high volume quickly.

The 24VDC **BIPUMP** can be used on both 24VDC & 12VDC batteries, offering a market-leading 25GPM flow rate at the nozzle!

## PUMP ONLY



## DETAILS



- HEAVY-DUTY, HIGH-FLOW DIESEL TRANSFER
- DUAL ROTARY VANE PUMP
- BYPASS VALVE INCORPORATED INTO PUMP BODY
- 13 FT POWER CABLE WITH INTEGRATED ON/OFF SWITCH

**THE 24VDC VERSION IS DUAL VOLTAGE: FULL FLOW RATE ON 24VDC BATTERY; HALF FLOW RATE ON 12VDC BATTERY**


PART #	DETAILS	FLUID TYPE	HORSE POWER	AMP MAX	INLET (NPT)	OUTLET (NPT)	FLOW RATE (GPM)	WEIGHT LBS	PACKAGING INCH
FOO36305	PUMP ONLY (12V)	D	1/5	42	1"	1"	25	22	13.5 x 7 x 10
FOO36306	PUMP ONLY (24V)	D	1/5	22	1"	1"	25	22	13.5 x 7 x 10
FOO22220	BIPUMP KIT (12V): PUMP, AUTO NOZZLE, HOSE	D	1/5	42	1"	1"	25	25	13.5 x 7 x 10

## E300



UP TO  
**132**  
GPM  
AT THE  
NOZZLE

DETAILS



CONTINUOUS DUTY



230V/60HZ



INLET/OUTLET: 2" BSP

- DURABLE CAST IRON HEAVY-DUTY HOUSING
- HIGH-FLOW BULK TRANSFER DIESEL PUMP
- INDUCTION MOTOR WITH HEAVY-DUTY ALUMINUM CASING
- NOT SELF-PRIMING

## E120



UP TO  
**30**  
GPM  
AT THE  
NOZZLE

DETAILS



CONTINUOUS DUTY



120V/60HZ  
230V/60HZ



INLET/OUTLET: 1" NPT

- HEAVY-DUTY, HIGH-FLOW DIESEL TRANSFER
- SELF-PRIMING ROTARY VANE PUMP
- INDUCTION MOTOR WITH HEAVY-DUTY ALUMINUM CASING
- SUITABLE FOR CONTINUOUS USE WITH THERMAL OVERLOAD PROTECTION & INTEGRATED BYPASS

## PANTHER 56



UP TO  
**15**  
GPM  
AT THE  
NOZZLE

DETAILS



CONTINUOUS DUTY



120V/60HZ  
230V/60HZ



INLET/OUTLET: 1" NPT


- STANDARD FLOW RATE DIESEL TRANSFER
- SELF-PRIMING ROTARY VANE PUMP
- INDUCTION MOTOR WITH HEAVY-DUTY ALUMINUM CASING
- SUITABLE FOR CONTINUOUS USE WITH THERMAL OVERLOAD PROTECTION & INTEGRATED BYPASS

PART #	DETAILS	FLUID TYPE	HORSE POWER	AMP MAX	INLET (NPT)	OUTLET (NPT)	FLOW RATE (GPM)	WEIGHT LBS	PACKAGING INCH
FO032101	E300 - PUMP ONLY (230V/60HZ)	D	2	9.2	2"	1"	132	61.7	20 x 20 x 20
FO032701	E120 - PUMP ONLY (120V/60HZ)	D	1 1/2	12	1"	1"	30	39	18 x 12 x 12
FO032608	E120 - PUMP ONLY (230V/60 HZ)	D	1 1/2	12	1"	1"	30	39	18 x 12 x 12
FO073041	PANTHER 56 - PUMP ONLY (120V/60HZ)	D	1/4	7.5	1"	1"	15	20	18 x 12 x 12
OO0731000	PANTHER 56 - PUMP ONLY (230V/60HZ)	D	1/4	3.9	1"	1"	15	20	18 x 12 x 12

THIS PRODUCT HAS THE EUROPEAN CE CERTIFICATION AND DOES NOT HAVE A NATIONALLY RECOGNIZED TESTING LABORATORY (NRTL) MARKING. IT IS FOR AGRICULTURAL DIESEL APPLICATIONS ONLY.

# PITSTOP

## DIESEL TRANSFER PUMP SYSTEM



UP TO  
**15**  
GPM  
AT THE  
NOZZLE

12VDC  
 FILTER: 200β/30μ

HOSE LENGTH: 50 FT

- VERSATILE **HEAVY-DUTY DIESEL REEL PUMP SYSTEM.**
- **50 FT. HOSE REEL.**
- **EASY TO INSTALL TO BOTH FIXED OR MOBILE TANKS.**
- **DELIVERS UP TO 15 GPM.**
- **IDEALLY USED TO DELIVER DIESEL IN A RURAL LOCATION DIRECTLY TO YOUR FARM EQUIPMENT, FLEET, AND WORK VEHICLES.**
- **COMES EQUIPPED WITH (2) BP3000 DC PUMPS, 50FT. OF DISPENSE HOSE, AUTOMATIC NOZZLE, AND WATER FILTER.**
- **AUTOMATIC NOZZLE WITH SWIVEL.**

- 1 HOSE REEL
- 2 SAFETY GUARD
- 3 ADJUSTABLE ARM
- 4 DISPENSING HOSE
- 5 ON/OFF SWITCH
- 6 SWIVEL
- 7 A6O AUTOMATIC NOZZLE
- 8 STRUCTURE SUPPORT
- 9 WATER FILTER (Part #FOO61101)
- 10 K24 DIGITAL TURBINE METER (Part #FOO40802)  
(NOT INCLUDED)

**To install on pickup add Pitstop suction kit RKPITSSUCT:**

1. F17191000  
2" NPT Drum Connector with Valve
2. F17923000  
Telescopic Down Tube 1" NPT 37"
3. FO898500A (x2)  
OR Seal 3156 Oval Section - quad ring diesel only
4. F10824010  
Kit Elbow + Screw + OR UL 157 - gasoline/diesel
5. F1056300C  
Kit Flange 1" NPT UL 157/UNC

\*\*\*Forified Suction Hose Not Provided  
\*\*\*Suction Accessories Sold Separately

**DETAILS**



PART #	DETAILS	HORSE POWER	AMP MAX	INLET (NPT)	OUTLET (NPT)	HOSE LENGTH FT	FLOW RATE GPM	WEIGHT LBS	PACKAGING INCH
FOO21202	PITSTOP	1/2	33	1"	1"	50	15	99	24 x 14 x 25

## PIUSIBOX



- UP TO 12 GPM
- 12VDC OR 24VDC
- DUTY CYCLE: 30 MIN ON/30 MIN OFF
- SELF-PRIMING: 6.5 FT

The **PIUSIBOX** is a self-contained, versatile, ultra-portable diesel refueling pump kit; completely enclosed in a protective carrying case. For everything from day-to-day fueling uses to emergency fuel recovery, this handy on-the-go transfer kit offers a variety of easy-fueling solutions. It includes a DC Bypass 3000 pump, delivery and suction hoses, manual nozzle, particulate filter and the Piusi Vantage Valve to prevent spillage.

### DETAILS




## BATTERYKIT



- UP TO 12 GPM
- 12VDC OR 24VDC
- DUTY CYCLE: 30 MIN ON/30 MIN OFF
- SELF-PRIMING: 6.5 FT

The **BATTERY KIT** is a handheld, portable diesel transfer pump, designed to be used as a mobile refueling solution for on-the-go dispensing. This kit includes 12V Bypass 3000 pump, manual nozzle, suction and dispensing hoses, and the Piusi Vantage Valve to prevent spillage.

### DETAILS



## BP3000/CARRY3000



- UP TO 13 GPM
- 12VDC OR 24VDC
- DUTY CYCLE: 30 MIN ON/30 MIN OFF
- SELF-PRIMING: 6.5 FT

The **BP3000** is the top-selling worldwide DC pump and is a tried-and-true solution for light duty diesel transfer. Long revered for its reliability, it is incorporated in several Piusi dispense systems and is also available as a portable hand-held unit: the **CARRY3000**.

### DETAILS



PART #	DETAILS	HORSE POWER	AMP MAX	DELIVERY HOSE	SUCTION HOSE	FLOW RATE GPM	WEIGHT LBS	PACKAGING INCH
FOO23101	PIUSIBOX (12V)	7/8	26	20 FT	6.5 FT	12	28	16 x 16 x 21
FOO23201	PIUSIBOX (24V)	7/8	26	20 FT	6.5 FT	12	28	16 x 16 x 21
FOO22500	BATTERY KIT (12V)	1/2	22	13 FT	-	12	19	12 x 12 x 12
FOO22600	BATTERY KIT (24V)	1/2	13	13 FT	-	12	19	12 x 12 x 12
FOO22300	CARRY3000 (12V)	1/2	24	-	-	12	9.3	10.2 x 9.3 x 6.5
FOO22400	CARRY3000 (24V)	1/2	13/6.5	-	-	12	9.3	10.2 x 9.3 x 6.5
FOO342000	BP3000 (12V)	1/2	24	-	-	12	9.1	10.2 x 9.3 x 6.5


# FUEL NOZZLES

## A60-UL, A120-UL, A140-UL



A140-UL/A120-UL: Ø 1"  
A60-UL: Ø 3/4"

### DETAILS



## A60, A120



**DIESEL ONLY**

A120: Ø 1" SPOUT, A60: Ø 3/4" SPOUT

### DETAILS



## PIUSI HAND PUMP



UP TO 12 GPM

HOSE LENGTH: 50 FT


### DETAILS



PART #	DETAILS	FLOW RATE GPM	FLUID TYPE	WITHOUT SWIVEL NPT	SPOUT EXT.	WEIGHT LBS	PACKAGING INCH
F18635000	A60-UL AUTO NOZZLE	16	<span style="color: green;">D</span> <span style="color: red;">G</span> <span style="color: yellow;">B</span>	3/4"	3/4"	2.76	14 x 14 x 11
F21088000	A120-UL AUTO NOZZLE	32	<span style="color: green;">D</span> <span style="color: red;">G</span> <span style="color: yellow;">B</span>	1"	1"	4.25	14 x 14 x 11
F22435000	A140-UL AUTO NOZZLE	37	<span style="color: green;">D</span> <span style="color: red;">G</span> <span style="color: yellow;">B</span>	1"	1"	4.25	14 x 14 x 11
FO0603470	A60 AUTO FUEL NOZZLE	19	<span style="color: green;">D</span> <span style="color: yellow;">B</span>	1"	3/4"	2.65	14 x 14 x 11
FO0610160	A120 AUTO FUEL NOZZLE	32	<span style="color: green;">D</span> <span style="color: yellow;">B</span>	1"	1"	4.25	14 x 14 x 11
FO033253	PIUSI HAND PUMP WITH HOSE	10	<span style="color: green;">D</span> <span style="color: orange;">O</span>	2"	2"	7	12 x 12 x 7
FO033251	PIUSI HAND PUMP WITHOUT HOSE	10	<span style="color: green;">D</span> <span style="color: orange;">O</span>	2"	2"	4.6	15 x 7 x 6



# MECHANICAL FLOW METERS



## K33 ATEX

- 3-DIGIT PARTIAL (999), 6-DIGIT TOTAL (999999)
- MECHANICAL FUEL METER
- ATEX + IECEx APPROVAL
- 5 TO 32 GPM
- +/- 1% ACCURACY
- 1" NPT INLET/OUTLET
- 145 PSI MAX OPERATING PRESSURE
- NUTATING DISK SYSTEM



NUTATING DISK SYSTEM



4 FLOW DIRECTIONS



## K150



- 4 DIGIT PARTIAL (999.9), 7-DIGIT TOTAL (9999999)
- MECHANICAL FUEL METER
- 7 TO 40 GPM
- +/- 1% ACCURACY
- 1" NPT INLET/OUTLET
- 145 PSI MAX OPERATING PRESSURE
- ALSO SUITABLE FOR LIGHT OILS UP TO 30cSt
- NUTATING DISK SYSTEM



NUTATING DISK SYSTEM



4 FLOW DIRECTIONS



## K700M



- 4 DIGIT PARTIAL (999.9), 7-DIGIT TOTAL (9999999)
- MECHANICAL FUEL METER
- 4 DIGIT HIGH FLOW MECHANICAL FUEL METER
- 5 TO 53 GPM
- +/- 1.5% ACCURACY
- 1-1/2" NPT INLET/OUTLET
- 145 MAX OPERATING PRESSURE
- ALSO SUITABLE FOR LIGHT OILS UP TO 200cSt
- OVAL GEAR SYSTEM



OVAL GEAR



4 FLOW DIRECTIONS

PART #	DETAILS	FLUID TYPE	FLOW DIRECTION	INLET/OUTLET	FLOW RATE	WEIGHT LBS	PACKAGING INCH
FO057000	K33 ATEX - LITER VERSION A	D G K	←	1" NPT	5 - 32	5	7 x 7 x 6.5
FO057051	K33 ATEX - GALLON VERSION B	D G K	↑	1" NPT	5 - 32	5	7 x 7 x 6.5
OO055002	K33 - LITER VERSION A	D G K	←	1" NPT	5 - 32	5	7 x 7 x 6.5
OO055313	K33 - GALLON VERSION D	D G K	→	1" NPT	5 - 32	5	7 x 7 x 6.5
OO055322	K33 - LITER VERSION D	D G K	→	1" NPT	5 - 32	5	7 x 7 x 6.5
FO0556B0	K150 - GALLON VERSION B	D G K	↑	1" NPT	7 - 40	5	7 x 7 x 6.5
FO0566B1	K150 - LITER VERSION B	D G K	↑	1" NPT	7 - 40	5	7 x 7 x 6.5
FO0556D0	K150 - GALLON VERSION D	D G K	→	1" NPT	7 - 40	5	7 x 7 x 6.5
FO0556D1	K150 - LITER VERSION D	D G K	→	1" NPT	7 - 40	5	7 x 7 x 6.5
FO0540050	K700M MECHANICAL METER - GALLON VERSION A	D	→	1-1/2" NPT	5 - 53	12.8	10 x 10 x 11
FO0540080	K700M MECHANICAL METER - GALLON VERSION D	D	←	1-1/2" NPT	5 - 53	12.8	10 x 10 x 11
FO0540100	K700M MECHANICAL METER - LITER VERSION A	D	←	1-1/2" NPT	5 - 53	12.8	10 x 10 x 11

# DIGITAL FLOW METERS

## K24

These digital turbine meters have taken the trusty K24 meter line to the next level! Now available for multiple fuels, these meters still incorporate the 360° rotatable face and inline turbine. However, they are now made with a robust aluminum housing and compatible with diesel, gasoline (up to E85), kerosene, Avgas, 100/100LL, Jet A/A1, and Aspen 2/4!

- BI-DIRECTIONAL FLOW ALLOWS YOU TO MEASURE FROM ANY ANGLE
- FEMALE/MALE INLET AND OUTLET ALLOW THE METER TO BE QUICKLY AND EASILY INSTALLED IN COMMON SYSTEM CONFIGURATIONS
- DIGITAL SCREEN CAN BE ADJUSTED TO VARIOUS POSITIONS
- CAN BE MOUNTED DIRECTLY ON THE NOZZLE OR IN-LINE
- ROBUST, PROTECTIVE RUBBER CASING AND SEALED INTERNALS MAKE IT VERSATILE FOR USE IN DIVERSE ENVIRONMENTS
- ACCURACY +/- 1% FOR UL, A, & PULSER MODELS
- ACCURACY +/- 3% FOR O MODEL



### BIDIRECTIONAL FLOW & ADJUSTABLE FLOW DIRECTIONS



### DETAILS



ROTATABLE DISPLAY

BI-DIRECTIONAL

TURBINE PULSER

UL CERTIFIED



**K24-UL**



**K24-A**



**K24-O**



**K24-A Pulser**

PART #	DETAILS	FLUID TYPE	INLET/OUTLET	INSTANT FLOW RATE	CALIBRATION	FLOW RATE (GPM)	BATTERY	PULSE RATIO (PPG)	WEIGHT (LBS)	PACKAGING (INCH)
FOO408UO	K24-UL	D G K	1" NPT	YES	YES	2 - 32	R18021000	-	1.1	6 x 6 x 6
FOO408O2	K24-A	D G K	1" NPT	YES	YES	2 - 32	2 x AAA	-	1.1	6 x 6 x 6
FOO408O1	K24-O	D G K	1" NPT	NO	YES	2 - 30	2 x AAA	-	1.1	6 x 6 x 6
FOO408ZO	K24-UL PULSER	D G K	1" NPT	-	-	2 - 32	-	348:1	1.1	6 x 6 x 6

# DIGITAL METERS & PULSE METERS

## K600/3

 ± 0.5% ACCURACY



DETAILS



DIGITAL METER




PULSE METER

PART #	DETAILS	FLUID TYPE	OPERATING PRESSURE (PSI)	BURST PRESSURE (PSI)	INLET/OUTLET	FLOW RATE (GPM)	ACCURACY	PULSE RATIO (PPG)	WEIGHT (LBS)	PACKAGING (INCH)
FOO496A4	K600/3 METER		30	426	1" NPT	2.6 - 26	+/- 0.5%	-	3	7.9 x 4.7 x 5.5
FOO472A3	K600/3 PULSER		30	426	1" NPT	2.6 - 26	+/- 0.5%	132:1	3	10 x 10 x 10

## K600 B/3

 ± 0.5% ACCURACY



DETAILS



DIGITAL METER



DIGITAL METER WITH PULSE OUT

PART #	DETAILS	FLUID TYPE	OPERATING PRESSURE (PSI)	BURST PRESSURE (PSI)	INLET/OUTLET	FLOW RATE (GPM)	ACCURACY	PULSE RATIO (PPG)	WEIGHT (LBS)	PACKAGING (INCH)
FOO49104	K600 B/3 METER		30	426	1" NPT	2.6 - 26	+/- 0.5%	-	4.4	7.9 x 4.7 x 5.5
FOO49202	K600 B/3 PULSER		30	426	1" NPT	2.6 - 26	+/- 0.5%	132:1	4.4	4.5 x 6.3 x 5.3

## K600/4

 ± 0.5% ACCURACY



DETAILS



DIGITAL METER



PULSE METER

PART #	DETAILS	FLUID TYPE	OPERATING PRESSURE (PSI)	BURST PRESSURE (PSI)	INLET/OUTLET	FLOW RATE (GPM)	ACCURACY	PULSE RATIO (PPG)	WEIGHT (LBS)	PACKAGING (INCH)
FOO49701A	K600/4 METER		20	290	1-1/2" NPT	3.9 - 39	+/- 0.5%	-	7	7.9 x 4.7 x 5.5
OOO473010	K600/4 PULSER		20	290	1-1/2" NPT	3.9 - 39	+/- 0.5%	98:1	7	7.9 x 4.7 x 5.5

# K700

## PULSE METER

 ± 0.5% ACCURACY

### DETAILS



PART #	DETAILS	FLUID TYPE	OPERATING PRESSURE PSI	BURST PRESSURE PSI	INLET/OUTLET	FLOW RATE	PULSE RATIO (PPG)	WEIGHT LBS	PACKAGING INCH
FOO49801A	K700 PULSER	<b>D</b>	20	290	2" NPT	6.6 - 66	53:1	12	11 x 6.3 x 5.5

# K900

## DIGITAL METER & PULSER

 ± 0.5% ACCURACY

### DETAILS



PART #	DETAILS	FLUID TYPE	OPERATING PRESSURE PSI	BURST PRESSURE PSI	INLET/OUTLET	FLOW RATE GPM	PULSE RATIO (PPG)	WEIGHT LBS	PACKAGING INCH
FOO49903	K900 METER	<b>D</b>	20	290	3" NPT	13 - 132	-	31	16 x 12 x 12
FOO49904	K900 PULSER	<b>D</b>	20	290	3" NPT	13 - 132	10:1	26.5	15.7 x 114 x 7.9

# REMOTE DISPLAY

 PULSE-OUT RATIO 1:1, 5:1, 10:1, 100:1

### DETAILS



PART #	DETAILS	FLUID TYPE	INLET/OUTLET	WEIGHT LBS	PACKAGING INCH
FOO49503B	REMOTE DISPLAY PULSE-OUT 100:1	<b>D O B</b>	PULSE OUT	2.6	8.9 x 4.9 x 5.9

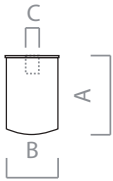
# FILTRATION

## FILTERS

FILTER HEAD



1" NPT  
F1464001  
1-1/2" NPT-16  
F1464002



HYDRO FILTER  
3-3/4" x 8-3/8" - 10M



FOO611T6



HYDRO FILTER  
3-3/4" x 5-3/8" - 10M



FOO611T5



PARTICULATE FILTER  
3-3/4" x 8-3/8" - 10M




FOO611T1



PARTICULATE FILTER  
3-3/4" x 5-3/8" - 10M



FOO611T0



CARTRIDGE  
10 MICRON FILTER 3/4in



PLUSIBOX ONLY

FOO61100



PART #	DETAILS	FLUID TYPE	A (IN)	B (IN)	C (IN)	INLET/OUTLET	WEIGHT LBS	PACKAGING INCH
F1464001	FILTER HEAD 1" NPT	-	-	-	-	1" NPT	1	-
F1464002	FILTER HEAD 1-1/2" NPT	-	-	-	-	1-1/2" NPT	1	-
FOO611T6	HYDRO FILTER 3-3/4" X 8-3/8"	D G	8-5/8"	3-14"	1" - 12 UNF	-	2	9 x 11.5 x 3.5
FOO611T5	HYDRO FILTER 3-3/4" X 5-3/8"	D G	5-3/8"	3-14"	1" - 12 UNF	-	1	6 x 8.5 x 3.5
FOO611T1	PARTICULATE FILTER 3-3/4" X 8-3/8"	D G	8-5/8"	3-14"	1" - 12 UNF	-	2	9 x 11.5 x 3.5
FOO611T0	PARTICULATE FILTER 3-3/4" X 5-3/8"	D G	5-3/8"	3-14"	1" - 12 UNF	-	1	6 x 8.5 x 3.5
FOO61100	CARTRIDGE 10 MICRON FILTER 3/4"	D	5"	3-14"	1" - 12 UNF	-	1	6 x 8.5 x 3.5

## WATER CAPTOR



DETAILS



FILTER HEAD

## CLEAR CAPTOR



DETAILS



STRAINER CART. 1" BSP




IMPURITIES CART. 1" BSP

WATER CART. 1" BSP

DRAIN VALVE

PART #	DETAILS	FLUID TYPE	A (IN)	B (IN)	C (IN)	INLET/OUTLET	WEIGHT LBS	PACKAGING INCH
FOO61102	WATER CAPTOR	D G	10.8	4.7	-	1" - 12 UNF	2	5.4 x 8 x 3.3
FOO61103	CLEAR CAPTOR	D G B	4.4	3	-	1" NPT	1.9	7.5 x 7.5 x 9.4

# PIUSI FUEL MANAGEMENT SYSTEMS

		 <b>SSM 1.5</b> SELF SERVICE MANAGEMENT	 <b>SSM 2.0</b> SELF SERVICE MANAGEMENT	 <b>B.SMART</b>
		<b>PAGE 23</b>	<b>PAGE 24-25</b>	<b>PAGE 26-27</b>
		<b>DISPENSING CONTROL IDEAL FOR:</b> AN ECONOMICAL MEANS FOR BASIC CONTROL AND REPORTING; FOR A COMPANY THAT WANTS TO MONITOR THE QUANTITY DELIVERED	<b>CONSUMPTION CONTROL IDEAL FOR:</b> A COMPANY THAT WANTS TO MONITOR AND MANAGE THE QUANTITIES SUPPLIED, MANAGE CONSUMPTION, AND SUPPLY FUELS. LIVE UPDATES VIA NETWORK.	<b>DISPENSING CONTROL IDEAL FOR:</b> A COMPANY THAT WANTS TO MONITOR AND MANAGE VIA THE CLOUD WITHOUT TERRITORIAL LIMITATIONS, WITH SMART TECHNOLOGIES. ACCESS VIA APP OR KEYPAD.
<b>GENERAL</b>	PLATFORM	PC SOFTWARE	PC SOFTWARE	CLOUD STORAGE
	MULTISITE	N/A	WITH SSM2.0 CLOUD	YES
	MAX USERS	UP TO 120	UP TO 1000	UNLIMITED
	MAX DISPENSERS	UP TO 4	UP TO 20	UNLIMITED
	USER LOGIN	iBUTTON/PINCODE	iBUTTON/PINCODE	APP/ iBUTTON/PIN
<b>LIMIT SETTINGS</b>	REMOTE USER/DISPENSER DEACTIVATION	N/A	YES	YES
	USER DAY/WEEKLY LIMITS	N/A	YES	WITH FUEL ECONOMY ADD-ON
	VEHICLE LIMITS	N/A	YES	WITH FUEL ECONOMY ADD-ON
<b>MANAGEMENT</b> - VEHICLES - SUPPLIERS - CONSUMPTIONS	REGISTRATION NUMBER	MANUAL ENTRY	iBUTTON	MANUAL MOBILE APP/QR CODE
	USER VEHICLE ASSIGNMENT	N/A	YES	WITH FUEL ECONOMY ADD-ON
	ODOMETER	YES	YES	YES
	EXTERNAL TRANSACTIONS	N/A	YES	WITH FUEL ECONOMY ADD-ON
	FUEL CONSUMPTION MANAGEMENT	N/A	YES	WITH FUEL ECONOMY ADD-ON
	DEF CONSUMPTION MANAGEMENT	N/A	YES	WITH FUEL ECONOMY ADD-ON
	FLUID SUPPLIERS MANAGEMENT	N/A	YES	WITH FUEL ECONOMY ADD-ON
<b>TANK LEVEL MANAGEMENT</b>	TANK LOW LEVEL PUMP CUT-OFF	N/A	YES	YES
	REMOTE TANK LEVEL MANAGEMENT	N/A	YES	WITH TANK WATCHDOG ADD-ON
	MAX NUMBER OF OCIO GAUGES	N/A	UP TO 20	WITH TANK WATCHDOG ADD-ON
<b>TANK ALARM</b>	SOFTWARE ALARMS	N/A	YES	YES
	HARDWARE ALARMS (W/OCIO)	N/A	YES	YES
<b>REPORT</b>	TRANSACTION REPORT	YES	YES	YES
	TANK LEVEL REPORT	ONLY VIRTUAL TANK	YES	WITH TANK WATCHDOG ADD-ON
	FUEL PRICE TREND REPORT	N/A	YES	WITH TANK WATCHDOG ADD-ON
<b>API</b>	API INTERFACE ENABLED	N/A	N/A	YES

# FUEL MANAGEMENT

## MC BOX 1.5

### ECONOMICAL FLEET MANAGEMENT

#### SSM1.5 - CONTROL BOX, SOFTWARE & ACCESSORIES

The MC Box 1.5 is certified cETL 1238 “control equipment for use with flammable liquid dispensing devices.” The MC Box 1.5 was designed for **small- to mid-sized fleet management** and can monitor and **control up to 60 or 120 users** based on software. Data is transferred via grey management key which can record the last **650 transactions**.

- SETUP, MONITORING, AND REPORTING DONE FROM YOUR PC
- SLIDING FRONT COVER PROTECTS THE DISPLAY FROM WIND AND RAIN.
- INTUITIVE DASHBOARD FOR FLEET MANAGEMENT.
- LOCKABLE FRONT PANEL FOR ADDED SECURITY.
- LOWEST WORKING TEMP: -4°F (-20°C)
- MC BOX, SELF SERVICE SOFTWARE, KEY READER, AND MANAGER KEY SOLD SEPARATELY



#### DETAILS



PART #	DETAILS	FLUID TYPE	POWER WATT	AMP MAX.	WEIGHT LBS	PACKAGING INCH
FO059750	MC BOX 1.5	A D B D G K O W W	10	15	15	16 x 12 x 12
F1226201	KEY READER	A D B D G K O W W	-	-	-	-
F2055200	GREY MANAGER KEY FOR 1.5/2.0	A D B D G K O W W	-	-	-	-

## SSM 1.5<sup>®</sup>

SELF SERVICE MANAGEMENT



- SIMPLIFIED DASHBOARD PANEL
- DATA CAN BE TRANSFERRED TO A PC VIA MANAGER KEY AND KEY READER

**HARDWARE DEVICES: UP TO 4**      **DATA TRANSFER: MANAGER KEY (LIKE USB)**

#### DETAILS



PART #	DETAILS	FLUID TYPE	USERS	HARDWARE
FO0772400	SSM1.5 - STANDARD	A D B D G K O W W	60	2 MC BOXES
FO0772420	SSM1.5 - PROFESSIONAL	A D B D G K O W W	120	4 MC BOXES

# MC BOX 2.0

## ADVANCED FLEET MANAGEMENT

### SSM CONTROL BOX

The **cETL-certified** (cETL 1238) MC Box 2.0 management system is designed for fleet management with software that can **supervise, monitor, and coordinate** up to **1000 users** and up to 20 MC Box units. The intuitive dashboard shows you **tank levels**, customized user profile, **fuel consumption** data per vehicle, and more. Optimize your fuel management today with the MC Box 2.0 system.



- TWO-STEP AUTHENTICATION
- SETUP, MONITORING, AND REPORTING DONE FROM YOUR PC
- INTUITIVE DASHBOARD PANEL SHOWS YOU WHAT'S GOING ON AT A GLANCE
- CONTINUOUSLY MONITORS CURRENT TANK LEVELS
- MONITOR, CONTROL, AND LIMIT DRIVERS & VEHICLES FROM YOUR PC
- CREATE CUSTOMIZED REPORTS & GRAPHS THAT SHOW YOU THE DETAILS OF EACH TANK, LIQUID, VEHICLE AND DRIVER THAT YOUR COMPANY MANAGES
- LOWEST WORKING TEMP: -4°F (-20°C)
- CORRESPONDING SELF SERVICE SOFTWARE IS REQUIRED ( SOLD SEPARATELY)

#### DETAILS




PART #	DETAILS	FLUID TYPE	POWER WATT	AMP MAX.	WEIGHT LBS	PACKAGING INCH
FO059705	MC BOX 2.0 CONTROL BOX	A D B D G K O W W	35	6.5	15	16 x 12 x 12

## CUBE 70 MC 2.0



- UP TO 15 GPM
- 120V/60HZ
- ± 0.5% ACCURACY

#### DETAILS

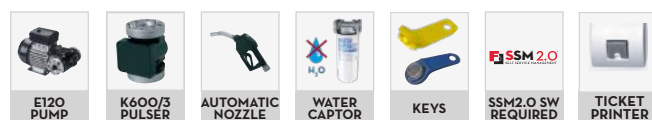


## SELF SERVICE FM 2.0



- UP TO 30 GPM
- 120V/60HZ
- UP TO 1000 USERS
- ± 0.5% ACCURACY

#### DETAILS



PART #	DETAILS	FLUID TYPE	FLOW RATE (GPM)	POWER (HP)	AMP MAX.	WEIGHT LBS	PACKAGING INCH
FO0596200	CUBE 70 MC 2.0 HARDWARE	D	15	0.67	5.5	50	20 x 20 x 20
FO074305	SELF SERVICE FM 2.0 HARDWARE	D	30	1.35	10	170	59 x 32 x 28

THIS PRODUCT HAS THE EUROPEAN CE CERTIFICATION AND DOES NOT HAVE A NATIONALLY RECOGNIZED TESTING LABORATORY (NRTL) MARKING. IT IS FOR AGRICULTURAL DIESEL APPLICATIONS ONLY.



# SSM 2.0 SOFTWARE & ACCESSORIES



UP TO 1000 USERS

DATA TRANSFER:  
USB/LAN/WIFI/4G/CLOUD

HARDWARE DEVICES:  
UP TO 20



PART #	DETAILS	HARDWARE	USERS
FO0772050	SSM2.0 SOFTWARE - ENTRY	2 MC BOXES	50
FO077202	SSM2.0 SOFTWARE - ADVANCED	4 MC BOXES	250
FO077204	SSM2.0 SOFTWARE - SUITE	20 MC BOXES	1000
FO0772000	SSM2.0 SOFTWARE - CLIENT	-	-

## KEY READER + KEYS

PART #	DETAILS
F1226201	KEY READER
F2055200	GREY MANAGER KEY FOR 1.5/2.0
F1249600	RED MANAGER KEY FOR 1.0
F1590400	USER KEYS (YELLOW - 10 PCS)
F1729900	VEHICLE KEYS (BLUE - 10 PCS)



**DETAILS**



## PW-WIFI

PART #	DETAILS
F1271012	PW-WIFI



WIFI

**DETAILS**



## PW-MODEM 4G

PART #	DETAILS
F1271013	PW-MODEM 4G



A NEW COMMUNICATION SYSTEM THAT ALLOWS YOU TO TRANSFER DATA USING MOBILE 4G NETWORK

WIRELESS 4G COMMUNICATION

## MOUNTING ACCESSORIES

PART #	DETAILS
F2172900	MOUNTING PLATE
F1270800	PEDESTAL




SEVERAL MOUNTING OPTIONS FOR MC BOX

**DETAILS**



# MCBOX B.SMART



The **B.SMART MC Box** with **B.SMART APP** & cloud-based software transform the fuel management system industry with a powerhouse **2-hose** platform that is simple to set up, user-friendly and still cost-effective.

The driver's smart phone is used to access the **B.SMART** and doubles as a transfer device, sending transactions to the **B.SMART** cloud seamlessly. An optional **keypad** PIN entry or i-button authentication is available for drivers who choose to not use personal smart phone.

Local software is no longer needed with the **cloud-based Web APP** software, which drastically reduces installation headaches & hassle-ridden network failures. And, it eliminates the need for IT installation assistance and **PC** admin access.

The **B.SMART** is the Fuel Management System designed and engineered for fleets of all sizes: small, medium, or multi-site. Innovative, simple, and smart, the **B.SMART** takes FMS to the next level!

- 2-HOSE FUEL MANAGEMENT SYSTEM
- NO MONTHLY FEES/NO SOFTWARE FEES (ONE P/N; ONE-TIME PAYMENT)
- SETUP, MONITORING, AND REPORTING DONE FROM CLOUD & PHONE APP
- APP, KEYPAD, OR I-BUTTON AUTHENTICATION OPTIONS
- UNLIMITED NUMBER OF USERS & DISPENSERS
- NO LOCAL NETWORK REQUIRED (NO LAN/WIFI/4G) - NO IT REQUIRED
- LOWEST WORKING TEMP: -4°F (-20°C)



PART #	DETAILS	WEIGHT LBS	PACKAGING INCHES	VOLTAGE POWER WATT	VOLTAGE AMP (MAX)
FO0599500	MCBOX B.SMART 2P CETL KEYPAD 50 ACCESS	11.5	11.8 x 11.8 x 7.1	5W	15 A
FO0770D00	DRIVER ACCESS ADD-ON B.SMART (X5)	-	-	-	-
FO0770D10	DRIVER ACCESS ADD-ON B.SMART (X15)	-	-	-	-
FO0770D20	DRIVER ACCESS ADD-ON B.SMART (X50)	-	-	-	-

# ADD-ONS

## FUEL ECONOMY ADD-ON



Enhance your system and become even more **SMART** with the **FUEL ECONOMY ADD-ON** for **B.SMART**! Thanks to this new module, you can now completely manage and increase the profitability of your fleet.

Derived from **SSM 2.0** limitation and reporting features, the **FUEL ECONOMY ADD-ON** incorporates excellent fleet management options for any fleet manager.

Vehicle **QR** codes allow you to identify the vehicle immediately with 100% certainty; it saves time during the refueling process and reduces the risk of human error.

- SET DRIVER AND VEHICLE LIMITS BASED ON QUANTITIES OR TIME FRAMES
- MANAGE CONSUMPTION, CROSS-CHECKING VEHICLES AND DRIVERS
- CREATE LIMITATIONS FOR DRIVERS AND VEHICLES
- ADD, CHECK AND MANAGE OFF-SITE REFUELING TRANSACTIONS
- ADD AND PERSONALIZE ALL VEHICLES IN THE FLEET TO THE B.SMART WEB APP SYSTEM
- GROUP ALL THE VEHICLES ACCORDING TO A SPECIFIC AND CUSTOMIZABLE SETTING
- ADD IMAGES OF VEHICLES AND DRIVERS TO THE WEB APP FOR QUICK AND EASY IDENTIFICATION
- SPOT DRIVERS' HIGH FUEL CONSUMPTION
- FILTER SPECIFIC FIELDS TO QUICKLY CHECK VEHICLE, FUEL TYPE, DRIVER TRENDS
- ADD ADDITIONAL TRANSACTIONS FROM SERVICE STATION AND OTHER SITES

PART #	DETAILS
FO0770F20	B.SMART FUEL ECONOMY ADD-ON ONE TIME FEE
F17299Q00	B.SMART FUEL ECONOMY 45 QR CODES (\$)

## TANK WATCHDOG ADD-ON



B.SMART Tank Watchdog is the perfect add-on for complete and instant control of your fuel supply, allowing managers to:

- MONITOR THE TANK LEVEL (ADD FLUID LOADS, MONITOR USE AND APPLY ADJUSTMENTS)
- MANAGE FLUID SUPPLIERS TO KEEP TRACK OF DAILY PRICING & PURCHASED VOLUMES
- FOLLOW INVENTORY PRICE VALUES AND TRENDS
- DEFINE THE REFUELING PRICE AND VERIFY THE CURRENT INVENTORY VALUE
- GET REMOTE DATA OF YOUR INVENTORY VALUE



PART #	DETAILS
FO0770L20	B.SMART TANK WATCHDOG ADD-ON ONE TIME FEE

Adding the **OCIO** level indicator, the system allows you to monitor the fluid level in your tanks in real-time\* and gives alarms in case of malfunction or low levels. You can also connect any 420 mA at 0-10 V fluid tank gauge or run the system without any gauge thanks to the virtual tank option.

\*CLOUD WEB APP SOFTWARE UPDATES ARE ONLY AVAILABLE ONCE A B.SMART DRIVER SENDS TANK LEVEL DATA TO THE CLOUD VIA SMART PHONE APP AFTER CONNECTED TO AN INTERNET SOURCE.

# TANK MONITORING

## OCIO



- MAX TANK HEIGHT: 13'
- MAX TUBE LENGTH: 164'
- UP TO 30 cSt
- ± 1% ACCURACY

DETAILS

OPTIONAL

- BRASS PROBE
- 2 ALARMS
- OIL KIT  
F12939000

PART #	DETAILS	FLUID TYPE	WEIGHT (LB)	PACKAGING (N)
FO075511	OCIO	<b>D</b>	4.8	11.8 x 16.1 x 3.9

## OCIO 2.0




- MAX TANK HEIGHT: 13'
- MAX TUBE LENGTH: 164'
- UP TO 30 cSt
- ± 1% ACCURACY

DETAILS

OPTIONAL

- BRASS PROBE
- 2 ALARMS
- READY FOR SSM2.0
- OIL KIT  
F12939000

PART #	DETAILS	FLUID TYPE	WEIGHT (LB)	PACKAGING (N)
FO075523	OCIO 2.0 LAN	<b>D</b>	4.8	11.8 x 16.1 x 3.9
FO075524	OCIO 2.0 WIFI	<b>D</b>	4.8	11.8 x 16.1 x 3.9
FO075525	OCIO 2.0 RS-485 (COMPATIBLE WITH B.SMART)	<b>D</b>	4.8	11.8 x 16.1 x 3.9



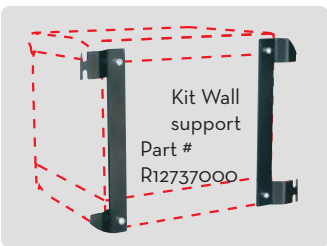
# CABINET DISPENSERS

## CUBE 56

Supply fuel to vehicles with the **CUBE 56** 3-digit mechanical dispenser for private use. This fully enclosed, electric fuel transfer pump unit comes equipped with meter, hose & automatic nozzle, which allows quick & safe refueling, as well fuel metering.

- 15 GPM PANTHER 56 DIESEL TRANSFER PUMP
- 3-DIGIT MECHANICAL METER
- 13FT DISPENSE HOSE
- AUTOMATIC A60 NOZZLE

- UP TO 15 GPM**
- ±1% ACCURACY**
- AC/DC VOLTAGE**



## SELF SERVICE K44 WITH & WITHOUT SUCTION PUMP

Transfer diesel faster with the SELF SERVICE K44 dispenser. This system features an easily-read 4-digit mechanical meter, high-flow E120 diesel transfer pump, 13ft dispense hose, and automatic nozzle, allowing you to start dispensing right away. Control the on/off function of this pump with integrated nozzle contact switch. Simply return the nozzle to the holster and the pump automatically turns off.

- 30 GPM E120 DIESEL TRANSFER PUMP
- 4-DIGIT MECHANICAL METER
- 13FT DISPENSE HOSE
- AUTOMATIC A120 NOZZLE

### DISPENSER (W/ SUCTION PUMP):

- UP TO 30 GPM**

### DISPENSER (W/O SUCTION PUMP):

- COMPATIBLE WITH ANY AC PUMP UNDER 32 GPM**

### BOTH:

- ±1% ACCURACY**
- 120V/60HZ**



PART #	DETAILS	FLUID TYPE	POWER WATT	AMP MAX.	WEIGHT LBS	PACKAGING INCH
FO057900	CUBE 56 WITH SUCTION PUMP (120V)		650	15	48.5	15 x 15 x 19
FO057603	CUBE 56 WITH SUCTION PUMP (12V)		300	-	48.5	15 x 15 x 19
FO074009	SELF SERVICE K44 WITH PUMP (GALLON)		1000	10	175	58 x 32 x 28
FO074008	SELF SERVICE K44 WITH PUMP (LITER)		1000	10	165	58 x 19 x 16
FO074010	SELF SERVICE K44 W/O PUMP		1000	10	165	58 x 19 x 16

*THIS PRODUCT HAS THE EUROPEAN CE CERTIFICATION AND DOES NOT HAVE A NATIONALLY RECOGNIZED TESTING LABORATORY (NRTL) MARKING. IT IS FOR AGRICULTURAL DIESEL APPLICATIONS ONLY.*

# ACCESSORIES

FUEL ACCESSORIES													
PART #	DESCRIPTION												
F23285000	REDUCER 1"NPT-M X 3/4"NPT-F		F23285000	F07889000	F19931000	F19473000							
F23519000	REDUCER 1"NPT-F X 3/4"NPT-M												
F19931000	SWIVEL M-F 1"NPT-1"NPT												
F19473000	DRUM CONNECTOR 2" NPT FOR HAND PUMP												
F17923000	TELESCOPIC DOWN TUBE 1"NPT 37"		F17923000	F18156000 F18624000	F18626000	F22436000	F1862800A						
F18156000	(EX) ADAPTER FOR CONDUIT ATEX EX50 - (METRIC ADAPTER)												
F18624000	(EX) CABLE GLAND EXD1/2NPT ATEX\IECEX (CABLE GLAND)												
F18626000	(EX)CABLE+CABLEGLAND ATEX\IECEX EX50 12V												
F22436000	ANTISIPHON KIT FOR EX80/100/140												
F1862800A	FUEL HOSE 3/4"ID X 13'1"NPT X 3/4"NPT + ANTI-KINK (EX50)												
F2044100A	FUEL HOSE 1"ID X 13' 1"NPT X 1"NPT + ANTI-KINK (EX75)												
F2201800A	FUEL HOSE 1"ID X 20' 1"NPT X 1"NPT + ANTI-KINK (EX75)												
F21533000	FUEL HOSE 3/4"ID X 20' 1"NPT X 3/4"NPT + ANTI-KINK (EX50)												
F16722000	FUEL HOSE 3/4"ID X 50' 3/4"BSP X 3/4"BSP-M (PITSTOP)												
F21771000	CENTER-BALANCED MOUNT (2"NPT - EX PUMPS)		F21771000	F17191000	F17192000	R15922000	R11507000						
F17191000	2" NPT DRUM CONNECTOR WITH VALVE												
F17192000	2" NPT DRUM CONNECTOR W/O VALVE												
R15922000	1-1/2"NPT/GAL K700M FLANGE KIT												
R11507000	KIT FLANGE K900 3IN NPTF												
F18653000	KIT FLANGE EX50 NPT \ UNC (NR.2 PZ)		F18653000 F1057000A F1056300A	F1082400A R10824000	R11276000	R11287000	F09779010 F18802000						
F1057000A	KIT FLANGE 3/4"NPT-F												
F1056300A	KIT FLANGE 1"NPT-F												
F1082400A	KIT FLANGED + ELBOW + OR + SCREW FOR EX KITS												
R10824000	EX 1" FLANGED ELBOW KIT (W/ O-RING + SCREW)												
R11276000	KIT NR. 5 BLADES + NR. 5 SPRING PANTHER 56 - VANE KIT												
R11287000	KIT N.10 BLADES 13.72X5.8X25 VANE KIT FOR BIPUMP												
F09779010	KIT FLANGE K150/K33 WITH PUMP/UL157/UNC												
F18802000	KIT CONNECTION PUMP EX50 - K33												
F20666000	18FT 12V POWER CABLE - KIT CABLE 5.5 MT EX50		F20666000	R18092000	R18700000	R18795000 R18801000	R20299000						
R18092000	MECHANICAL SEAL KIT EX50 (5 PCS)												
R18700000	EX50 VANE KIT												
R18795000	KIT COVER CHAMBER EX50												
R18801000	KIT GASKETS\O-RINGS PUMP EX												
R20299000	COVER EX50 WITH NOZZLE HOLDER												
R21393000	PUMP CHAMBER COVER (UL-FOR EX80/100/140)		R21393000	R21411000	R21429000	R21549000 R21549010	R21633000						
R21411000	BYPASS VALVE (FOR EX100/EX140)												
R21429000	SHAFT SEAL (FOR EX80/100/140)												
R21549000	ROTOR WITH VANES (FOR EX80/EX100)												
R21549010	ROTOR WITH VANES (FOR EX140)												
R21633000	CAPACITOR 80 MICROF(UL-FOR EX80/EX100/EX140 PUMPS)												
R21668000	FAN COVER (FOR EX100/EX140)												
R21707000	O-RING (EX80/110/140 SWITCH HOUSING)												
R22424000	VANES (FOR EX140)												
R22495000	VANES (FOR EX80/EX100)												
R21591000	SWITCH EX80-EX100-EX140												
R19389000	SUCTION PIPE (FOR ROTARY HAND PUMP)								R19389000	F19473000			
F19473000	DRUM CONNECTOR 2" NPT FOR HAND PUMP												

## TYPE OF FLUIDS

**AIR**

**A**

**ANTIFREEZE**

**A**

**DEF**

**D**

**BIODIESEL (B20)**

**B**

**DIESEL**

**D**

**GASOLINE**

**G**

**GREASE**

**<sup>R</sup>G**

**KEROSENE**

**K**

**OIL**

**O**

**WATER**

**W**

**WINDSHIELD WASHER FLUID**

**W<sub>5</sub>**

THE INTELLECTUAL PROPERTY OF THIS CATALOG IS ASSIGNED TO ALL COUNTRIES. TRANSLATION, REPRODUCTION, ELECTRONIC STORAGE AND FULL OR PARTIAL ADAPTION BY ANY MEANS (INCLUDING MICROFILMS AND PHOTOCOPIES) OF ITS CONTENTS, WITHOUT PRIOR WRITTEN AUTHORIZATION FROM PIUSI S.P.A., ENTAILS A VIOLATION OF PIUSI S.P.A.'S COPYRIGHTS AND CONSTITUTES AN ACT OF UNFAIR COMPETITION. THE PRODUCTS SHOWN IN THE IMAGES OF THIS CATALOG ARE PROTECTED ACCORDING TO THE REGULATION IN FORCE REGARDING INDUSTRIAL PROPERTY. THE INFORMATION CONTAINED IN THIS CATALOG IS AS ACCURATE AS POSSIBLE AND COMPLIES, AS FAR AS POSSIBLE, WITH EXISTING REGULATIONS AT THE TIME OF ITS PUBLICATION. WE THEREFORE RESERVE THE RIGHT TO MAKE SUBSEQUENT MODIFICATIONS IN LINE WITH MODIFICATIONS TO REGULATIONS AND/OR IN RELATION TO ANY PRODUCTION REQUIREMENTS THAT ARE DEEMED NECESSARY FOR SAFETY REASONS. THE TECHNICAL SPECIFICATIONS INDICATED IN THIS CATALOG CANCEL OUT AND REPLACE THOSE ALREADY PRESENT IN THE PREVIOUS GENERAL AND PRODUCT CATALOGS. THE UPDATES AND PRODUCT DATA SHEETS ARE AVAILABLE IN PDF FORMAT ON OUR WEBSITE:

[www.piusi.com/usa](http://www.piusi.com/usa)

**FUEL**

*SINCE 1953, PIUSI HAS BEEN EMPLOYING ITALIAN ENGINEERING SKILLS AT THE SERVICE OF ITS CUSTOMERS, WITH PROFESSIONALISM AND INTEGRITY IN ORDER TO BUILD STABLE AND LASTING RELATIONSHIPS.*

*OUR MISSION IS TO PROVIDE SIMPLE, INTELLIGENT AND PROFESSIONAL SOLUTIONS FOR THE TRANSFER, DISPENSE AND MEASUREMENT OF LUBRICANTS, FUELS AND LIQUIDS, WITH THE HIGHEST CONSIDERATION FOR HUMAN AND ENVIRONMENTAL HEALTH.*



*PIUSI S.p.A.  
Headquarters  
46029 Suzzara (Mantova) Italy  
tel.+39 0376 534561  
fax.+39 0376 536393  
e-mail: [piusi@piusi.com](mailto:piusi@piusi.com)  
[www.piusi.com](http://www.piusi.com)*



*PIUSI USA, Inc.  
3901 Anglers Avenue  
Fort Lauderdale, FL 33312  
tel.: 954 584 1552  
fax.: 954 584 1554  
Email: [sales.usa@piusi.com](mailto:sales.usa@piusi.com)  
[www.piusi.com/usa](http://www.piusi.com/usa)*