



CAPTURED SPRING CHECK VALVES



PRODUCT DESCRIPTION

CAPTURED SPRING DESIGN CHECK VALVES CONTAIN FAILED CHECK SPRINGS AND SPRING DEBRIS FROM ENTERING THE LUBE SYSTEM

CHECK VALVES CONSTRAIN LUBRICATION FLOW TO ONE DIRECTION

INLET AND OUTLET CHECK VALVES ARE INTEGRATED INTO THE SYSTEM TO ENSURE PROPER LUBRICATION SYSTEM OPERATION. WHEN USED IN TANDEM, OUTLET & INLET CHECK VALVES PREVENT SYSTEM BACK PRESSURE FROM STALLING/DAMAGING VALVE COMPONENTS WHILE KEEPING OIL LINES FULL

OUTLET CHECK CAPTURED SPRING VALVES ARE AVAILABLE IN SINGLE BALL

INLET CHECK VALVES (TERMINATING INJECTION CHECK) ARE AVAILABLE IN SINGLE BALL

CONNECTION ADAPTERS MAKE THIS PRODUCT LINE VERSATILE AND REDUCES INVENTORY COSTS

AVAILABLE IN 303 & 316 STAINLESS STEEL

BENEFITS & FEATURES

COIN SEATED CHECK VALVES FOR SUPERIOR SEALING

SPRING IS ENCAPSULATED WITHIN THE CHECK BODY TO PREVENT A CATASTROPHIC SPRING FAILURE AND ITS DEBRIS FROM MOVING DOWNSTREAM

EXCLUSIVE CHECK BALL RETAINER DESIGN LIMITS BALL & SPRING TRAVEL DISTANCE PREVENTING OVER COMPRESSION OF THE SPRING PREVENTING SPRING FAILURES

PREFERRED CHECK VALVE FOR PROTECTING CRITICAL BEARING SURFACES & HIGH SURGE GREASE APPLICATIONS

DESIGNED FOR SEVERE DUTY APPLICATIONS; ENSURES TENS OF MILLIONS OF CYCLES DURING THE LIFE OF THE CHECK VALVE

NPTF, ISO, BSPP, & SAE O-RING SEAL CONNECTION OPTIONS AVAILABLE

MULTIPLE OPENING PRESSURES & THREAD SIZES AVAILABLE

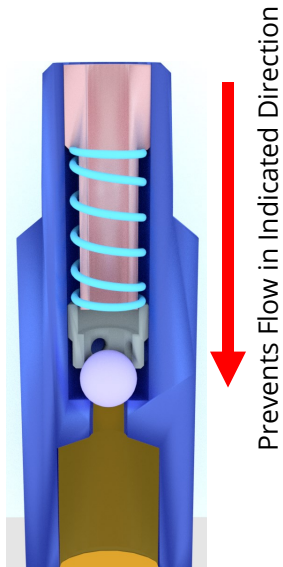

READY FOR IMMEDIATE SHIPMENT

MADE IN

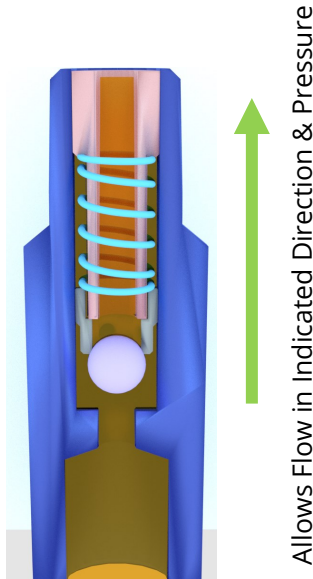


WWW.LUBRICATIONSCIENTIFICS.COM

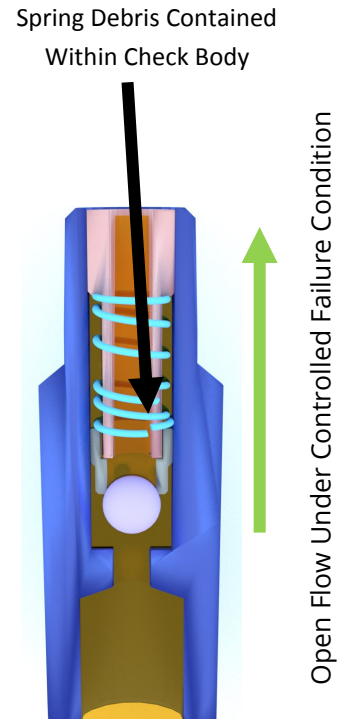
OUTLET CHECK VALVES, CAPTURED SPRING TYPE
SPECIALLY DESIGNED CHECK VALVES TO CONTAIN AND CAPTURE



Check Closed—No Back Flow



Check Open—Through flow at indicated pressure



Broken Spring—Flow Open, Spring contained with in enclosure

STANDARD PACK: 5 EACH					
CHECK VALVE DESCRIPTION					PART NUMBER
INLET SIZE (MALE)	OUTLET SIZE (FEMALE)	OPEN PRESSURE	HEX SIZE	LENGTH	303 STAINLESS
1/8 NPTF	1/8 NPSF	45 PSI	0.562"	1.718"	OCV-303-125-45CAP
1/4 NPTF	1/4 NPSF	45 PSI	0.687"	1.812"	OCV-303-250-45CAP
7/16-20 SAE	7/16-20 SAE	45 PSI	0.562"	1.718"	OCV-303-437-45CAP
9/16-18 SAE	9/16-18 SAE	45 PSI	0.687"	1.812"	OCV-303-562-45CAP
1/8 BSPT	1/8 BSPP	45 PSI	0.562"	1.718"	OCV-303-125M-45CAP
1/4 BSPT	1/4 BSPP	45 PSI	0.687"	1.812"	OCV-303-250M-45CAP

ORDERING INFORMATION & PART NUMBERS

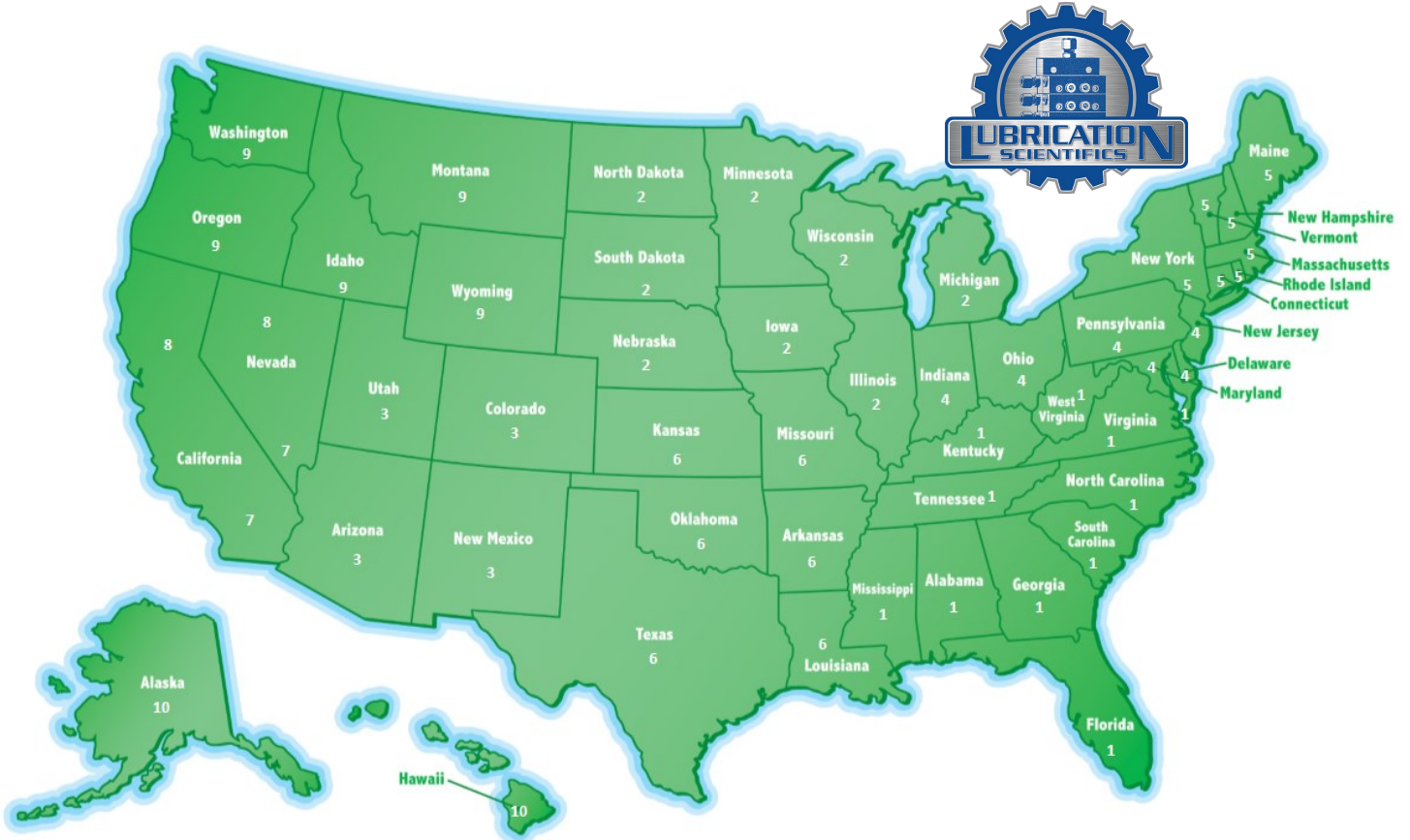
TERMINATING CHECK VALVES, CAPTURED SPRING TYPE

SPECIALLY DESIGNED CHECK VALVES TO CONTAIN AND CAPTURE

STANDARD PACK: 5 EACH					
CHECK VALVE DESCRIPTION					PART NUMBER
INLET SIZE (FEMALE)	OUTLET SIZE (MALE)	OPEN PRESSURE	HEX SIZE	LENGTH	303 STAINLESS
1/8 NPSF	1/8 NPTF	45 PSI	0.562"	1.718"	TCV-303-125-45CAP
1/8 NPSF	1/8 NPTF	250 PSI	0.562"	1.718"	TCV-303-125-250CAP
1/4 NPSF	1/4 NPTF	45 PSI	0.687"	1.812"	TCV-303-250-45CAP
1/4 NPSF	1/4 NPTF	250 PSI	0.687"	1.812"	TCV-303-250-250CAP
7/16-20 SAE	7/16-20 SAE	45 PSI	0.562"	1.718"	TCV-303-437-45CAP
7/16-20 SAE	7/16-20 SAE	250 PSI	0.687"	1.812"	TCV-303-437-250CAP
9/16-18 SAE	9/16-18 SAE	45 PSI	0.562"	1.718"	TCV-303-562-45CAP
9/16-18 SAE	9/16-18 SAE	250 PSI	0.687"	1.812"	TCV-303-562-250CAP
1/8 BSPP	1/8 BSPT	45 PSI	0.562"	1.718"	TCV-303-125M-45CAP
1/8 BSPP	1/8 BSPT	250 PSI	0.562"	1.718"	TCV-303-125M-250CAP
1/4 BSPP	1/4 BSPT	45 PSI	0.687"	1.812"	TCV-303-250M-45CAP
1/4 BSPP	1/4 BSPT	250 PSI	0.687"	1.812"	TCV-303-250M-250CAP

CONTACT US

IN THE USA, FIND YOUR STATE IN THE MAP BELOW, LOOK FOR THE REGION ID NUMBER AND FIND THAT NUMBER IN THE CONTACT INFORMATION CHART.



CONTACT INFORMATION CHART

1	Call Factory Direct - 877-452-0157
2	David Donahue Cell: 414-507-9513 Email: d.donahue@lubricationscientifics.com
3	Bernie Sauve + El Paso Texas Cell: 210-702-9930 Email: bernie@lubricationscientifics.com
4	Andy Kromer Cell: 440-364-4721 Email: aklub@lubricationscientifics.com
5	Call Factory Direct - 877-452-0157
6	Cory Walker Cell: 832-585-7065 Email: c.walker@lubricationscientifics.com

7	Richard Hanley - California - Santa Barbara, Ventura, Los Angeles, Orange, San Bernardino, Riverside, San Diego and Imperial Counties. Nevada - Clark County. Cell: 714-625-5539 Email: rth@lubricationscientifics.com
8	California - All Counties not covered by Richard. Nevada - All Counties except Clark County. Call Factory Direct - 877-452-0157
9	Call Factory Direct - 877-452-0157
10	Call Factory Direct - 877-452-0157

Outside of the United States	Call Factory Direct - 877-452-0157
------------------------------	------------------------------------

Customer Service (877-452-0157)

- ◆ Order status & order entry
- ◆ Pricing inquiries
- ◆ Part number look-ups
- ◆ Product availability information
- ◆ Shipment assistance
- ◆ All other general inquires

www.lubricationsscintifics.com

- ◆ Product information, specifications, literature
- ◆ Locate sales reps and distributors
- ◆ Operator & Repair manuals
- ◆ Distributer Information
- ◆ Place orders and check current pricing
- ◆ Product Pricing



LUBRICATION SCIENTIFICS, LLC

17651 ARMSTRONG AVE.

IRVINE, CA 92614

UNITED STATES OF AMERICA

TOLL FREE TEL: (877) 452-0157, LOCAL TEL: (714) 557-0664, FAX: (714) 546-4564

WWW.LUBRICATIONSCIENTIFICS.COM